

What to do today

IMPORTANT Parent or Carer – Read this page with your child and check that you are happy with what they have to do and any weblinks or use of internet.

1. Re-read 'The Princess and the Pea' by Hans Christian Anderson

- Read the story again, in your head and out loud. What can you spot new, when you read it this second time?
- Look at the picture called '[Garden Scene](#)'. This is from a version of the story by a writer called Lauren Child. The Prince is talking to the King and Queen. What do you think they could all be saying?

2. Write some speech

- Look at '[Dialogue Scenes](#)' – these are scenes from the story. Make up some speech for each of the speech bubbles. Write it in 'Dialogue Ideas'.
- Now try writing some of your ideas as direct speech with punctuation. Use the [Revision Card](#) and [Dialogue Checklist](#) to remind you how to do this.

Try this Fun-Time Extra

- Make your own miniature world, like the pictures in Lauren Child's book. This website will show you how:


www.booktrust.org.uk/globalassets/resources/childrens-laureate/lauren-child/staring-into-space/staring-into-space-make-your-own-miniature-world

The Princess and the Pea by Hans Christian Anderson

Once upon a time there was a prince who wanted to marry a princess; but she would have to be a real princess. He travelled all over the world to find one, but nowhere could he get what he wanted. There were princesses enough, but it was difficult to find out whether they were real ones. There was always something about them that was not as it should be. So he came home again and was sad, for he would have liked very much to have a real princess.

One evening a terrible storm came on; there was thunder and lightning, and the rain poured down in torrents. Suddenly a knocking was heard at the city gate, and the old king went to open it.

It was a princess standing out there in front of the gate. But, good gracious! what a sight the rain and the wind had made her look. The water ran down from her hair and clothes; it ran down into the toes of her



shoes and out again at the heels. And yet she said that she was a real princess.

“Well, we’ll soon find that out,” thought the old queen. But she said nothing, went into the bed-room, took all the bedding off the bedstead, and laid a pea on the bottom; then she took twenty

mattresses and laid them on the pea, and then twenty eider-down beds on top of the mattresses.

On this the princess had to lie all night. In the morning she was asked how she had slept.

“Oh, very badly!” said she. “I have scarcely closed my eyes all night. Heaven only knows what was in the bed, but I was lying on something hard, so that I am black and blue all over my body. It’s horrible!”

Now they knew that she was a real princess because she had felt the pea right through the twenty mattresses and the twenty eider-down beds.

Nobody but a real princess could be as sensitive as that.

So the prince took her for his wife, for now he knew that he had a real princess; and the pea was put in the museum, where it may still be seen, if no one has stolen it.



There, that is a true story.



Garden Scene



Dialogue Scenes



Dialogue Ideas

Revision Card

Direct Speech

Summary of Rules

Speech marks 'hug'
the spoken words

Each new speaker
starts on a new line

A comma usually
separates the **direct
speech** from the
reporting clause

Unless the speech
ends in
! or ?

Direct speech begins
with a capital letter.

Unless the sentence
is interrupted by a
reporting clause.

Dialogue Checklist

1. Hug the direct speech with speech marks:

"I am a princess," explained the girl.

2. Add a reporting clause to say who is speaking:

"I am a princess," **explained the girl.**

3. Begin direct speech with a capital letter:

"**I** am a princess," explained the girl.

4. Separate dialogue from reporting clauses with a comma:

"I am a princess," explained the girl.

The queen asked, "What sort of princess?"

5. Don't use a comma for speech ending in ? and !:

"You live in a tree house!" exclaimed the king.

"Why?" asked the queen.

6. Start a new line for each change of speaker:

"I am a princess," explained the girl.

The queen asked, "What sort of princess?"

"Oh, a real princess, of course," she answered.

7. Continue an interrupted dialogue sentence with a lower case letter:

"I was outside admiring the moon," the girl explained, "when it started to rain."